



Enrollment Packet 2011 - 2012

Prices effective July 1, 2011
Enrollment inquiries call 1 800 782 4769

How to Begin

All Current and Prospective Griggs University (GU) Degree-seeking Students

If you are seeking an academic degree from GU, you will need to complete the Application Form for Degree Programs if you have not already done so. If you are already accepted into a GU degree program, please follow instructions in the How To Enroll section on page 2.

The following degrees and certificates are offered through Griggs University:

- One-year Certificate in Pastoral Ministry
- A.A. in Personal Ministries
- Three-year Certificate in Religion
- Three-year Certificate in Theological Studies
- B.A. in General Studies
- B.A. in Religion
- B.A. in Theological Studies
- B.S. in Business Management
- B.S. in Religious Education

Orientation to Teaching in Adventist Schools Modules (Courses for Adventist Teacher Certification Purposes)

If you are enrolling for any of the Orientation to Teaching in Adventist Schools modules, please follow instructions in the How to Enroll section on page 2.

Orientation to Teaching in Adventist Schools modules were designed to meet the needs of a state-certified teacher trained in a non-Adventist college or university. **Before enrolling in any of the modules, you must obtain the signature of your Union Certification Registrar in the Program Plans section of GU FORM 1—Enrollment Form.**

Cost of Enrolling

- Supplies (due up front).
- 6% Michigan or Maryland sales tax on supplies if delivered or picked up in Michigan or Maryland (due up front).
- Nonrefundable shipping and handling fee (due up front).
- Nonrefundable enrollment fee (due up front; payable each time you enroll).
- Tuition (may be paid up front or 80% of it may be paid in installments by completing the Monthly Payment Plan Application/Agreement on the bottom of **FORM 3**).

Transition Plans for Griggs University/Griggs International Academy

On November 1, 2010, Andrews University became the official owners of Griggs University/Griggs International Academy. Plans are now in place to move Griggs from Silver Spring, Maryland, to the Andrews University campus in Berrien Springs, Michigan. This move should be completed during 2011. During the transitional period, all programs, courses, and degrees will be offered to Griggs students as presently indicated in our Bulletins. However, enhanced resources and additional programs should become available under the name of Andrews University after the transition has been completed. The Griggs Web site and its present programs can be accessed at <http://www.griggs.edu/>

How to Enroll

- Step 1** Read all instructions in this Enrollment Packet. If seeking a degree from Griggs University, read the 2009-2011 Griggs University Bulletin. Each student must have his/her own **FORM 1**.
- Step 2** Complete, sign, and date **FORM 1**—Enrollment Form (page 3). If you are enrolling in any of the Orientation to Teaching in Adventist Schools modules, obtain the signature of your Union Certification Registrar in the Program Plans section of **FORM 1**.
- Step 3** Complete (**a**) **FORM 2**—Order Form (pages 7-20). Each student must have his/her own **FORM 2**.
- Step 4** Complete **FORM 3**—Payment/Shipping Form (page 4). Each student must have his/her own **FORM 3**.
- Step 5** Include payment in U.S. dollars by money order, cashier's check, or credit card (Discover®, MasterCard®, or VISA®). Make money order or check payable to Griggs University. A personal or business check may cause delay. Postdated checks are not accepted.
- Step 6** Once you have followed the above steps, send the fully completed **FORM 1**, **FORM 2** (marked pages only), **FORM 3**, payment in U.S. dollars, and other required paperwork to GU. Note: Failure to include an item or a part of any one item will result in delays in the processing of your enrollment.

How to Send

By Mail	By Appointment*	By Fax	Online
8903 N. U.S. Highway 31 Suite 2 Berrien Springs, MI 49104-1900 USA	Griggs University 8903 N. U.S. Highway 31 Suite 2 Berrien Springs, MI 49104-1900 USA <i>* Appointments recommended; call 800-782-4769 to schedule.</i>	Credit Card Enrollments Only 269-471-2804	Credit Card Only; Account Must Be Paid in Full www.griggs.edu

Please print or type. Secure all signatures.

Personal Information

Student's Name _____ Male Female
(Last/Surname) (First) (Middle)

Social Security Number (optional) _____ Date of Birth _____ Religious Affiliation (optional) _____
(Month-Day-Year)

Race (for statistical purposes) _____ Citizenship _____

Student's Mailing Address _____

(City) (State/Province) (ZIP Code) (Country, if other than USA)

Student's Home Phone Number (_____) _____ Student's Home Fax Number (_____) _____

Student's Work Phone Number (_____) _____ Student's Work Fax Number (_____) _____

Student's Cell Phone Number (_____) _____ Student's E-mail Address _____

Parent/Guardian's Name _____
(Last/Surname) (First) (Middle)

Parent/Guardian's Home Phone Number (_____) _____ Parent/Guardian's Home Fax Number (_____) _____

Parent/Guardian's Work Phone Number (_____) _____ Parent/Guardian's Work Fax Number (_____) _____

Important: How did you hear about Griggs University? _____

Program Plans

Have you ever been enrolled with GIA or GU before? Yes No If yes, GIA/GU Student Number _____

I am a current degree-seeking student at GU: Major _____ Degree: B.S. B.A. A.A.
 Date last attended _____

I am enrolling for *Orientation to Teaching in Adventist Schools* module.
 Union Certification Registrar's Signature _____ Date _____

Tuition Refund Policy

The enrollment fee is nonrefundable except when cancellation is made within five business days after enrollment is processed. Textbooks and supplies are subject to GU bookstore return policies (see Catalog page 20). Shipping and handling fees are nonrefundable. **Cancellation** occurs if a student wishes to terminate a course of study before beginning it. To qualify for a full refund on tuition, you must cancel within the first five business days after the enrollment is processed and return all books and supplies unopened. If you cancel after the first five business days from the date of enrollment and have not started or sent in any submissions, a cancellation fee of \$50 per course up to a maximum of \$200 will be retained. The remainder will be refunded. **Withdrawal** occurs if a student wishes to terminate a course of study after GU begins providing educational services. If you wish to withdraw, a withdrawal fee of \$50 per course up to a maximum of \$200 will be retained, after which you may expect a refund of tuition according to the schedule on Catalog page 18. Due to the cost of processing, any credit balance less than \$2.51 will not be refunded unless specifically requested. Refunds are not possible after 18 months of the date of enrollment.

Enrollment Agreement and Signatures

I have read and understand: (1) that enrollments are subject to the university's approval; (2) that I am allowed up to 12 months from the date the enrollment is processed to complete each course without additional tuition; (3) that no submissions, exam, or grades/credits will be released if my account is past due/delinquent or if the lessons/submissions are not mailed to GU; (4) that it is my responsibility to ensure that my GU credits will be accepted if I decide to graduate from another college or university; (5) that the enrollment agreement is in effect for 12 months from the date of enrollment, and that GU is under no obligation to provide any service after the expiration of this agreement; (6) the Griggs University refund policy for cancellation and withdrawal as stated in the Financial Information section of the Bulletin.

Student's Signature X _____ Date _____

Parent/Guardian's Signature (Required for students under 18 years of age) X _____ Date _____

NOTE: If there are special needs (such as handicaps or other situations), please write to the registrar. Provide physician's letter if applicable.

Enrollment Processor Signature X _____ Date _____

PLEASE MAKE A COPY OF THIS PAGE FOR YOUR RECORDS.

Shipping and Handling* Fees

Based on Cost of Supplies (Column 4 of FORM 3)

Please keep this sheet for your files.
For complete list of supplies prices see pages 7-20.

If Shipped to...	Supplies Subtotal	Standard	Air: Street address and phone number required	Next-Day Air: Street address and phone number required
Contiguous U.S. (includes military AA, AE, AP)	\$ 0 - \$ 50	\$ 9	\$ 31	\$ 42
	\$ 51 - \$ 100	\$ 16	\$ 36	\$ 47
	\$101 - \$ 200	\$ 31	\$ 52	\$ 62
	\$201 - \$ 300	\$ 36	\$ 68	\$ 78
	\$301 - \$ 400	\$ 42	\$ 83	\$ 94
	\$401 - \$ 700***	\$ 47	\$ 99	\$109
U.S. ZIP codes Outside contiguous U.S.**	\$ 0 - \$ 50	Not Available	\$ 31	Not Available
	\$ 51 - \$ 100		\$ 36	
	\$101 - \$ 200		\$ 52	
	\$201 - \$ 300		\$ 68	
	\$301 - \$ 400		\$ 83	
	\$401 - \$ 700***		\$ 99	
Canada (Griggs is not responsible for customs/duty fees)	\$ 0 - \$ 50	Not Available	\$ 36	Not Available
	\$ 51 - \$ 100		\$ 47	
	\$101 - \$ 200		\$ 62	
	\$201 - \$ 300		\$ 78	
	\$301 - \$ 400		\$ 94	
	\$401 - \$ 700***		\$109	
International (Griggs is not responsible for customs/duty fees)	\$ 0 - \$ 50	Not Available	\$ 62	Not Available
	\$ 51 - \$ 100		\$104	
	\$101 - \$ 200		\$156	
	\$201 - \$ 300		\$208	
	\$301 - \$ 400		\$260	
	\$401 - \$ 700***		\$312	

From the date the supplies are shipped, allow up to 7 business days for Standard, 2 to 3 business days for Air, and 1 business day for Next-Day Air for delivery. Shipments sent to PO/APO addresses must be sent by USPS.

From the date the supplies are shipped, allow 2-3 weeks for delivery.

From the date the supplies are shipped, allow 2-3 weeks for delivery.

From the date the supplies are shipped, allow 2-4 weeks for delivery. (If P.O. Box address only, allow 5-8 weeks for delivery.)

* Handling includes the cost to package books and supplies including labor and overhead costs.

Please note: Griggs reserves the right to increase prices without prior notice on the above chart if carriers increase their prices.

** U.S. ZIP codes outside contiguous U.S.: AK, AS, FM, GU, HI, MH, MP, PR, PW, and U.S. VI.

*** If supplies total is more than \$700, start over with beginning figures on the chart and enter the total shipping and handling fee on FORM 3.

Used Book Discount Policy

If you request used books, GU will, where possible, substitute used books for new ones. Because the availability of used books in any given course varies from week to week, GU cannot guarantee them in advance. Your shipping ticket will record the discount you have been given for used books (usually 30 percent).

If you paid in full with a check, you will receive a check for the used book discount. If you paid the minimum due with a check and are making monthly payments, the credit for the used book discount will be applied to your first monthly payment. If you paid with a credit card, whether in full or the minimum due, the used book discount will be given before the charge is made to your credit card.

If used books are supplied, the shipping/handling fee remains the same as for new books.

(Signature on file) Student's Signature
Date

Enrollment Agreement and Signatures (retain for your files)

I have read and understand: (1) that enrollments are subject to the university's approval; (2) that I am allowed up to 12 months from the date the enrollment is processed to complete each course without additional tuition; (3) that no submissions, exams, or grades/credits will be released if my account is past due/delinquent or if the lessons/submissions are not mailed to GU; (4) that it is my responsibility to ensure that my GU credits will be accepted if I decide to graduate from another college or university; (5) that the enrollment agreement is in effect for 12 months from the date of enrollment, and that GU is under no obligation to provide any service after the expiration of this agreement; (6) the Griggs University refund policy for cancellation and withdrawal as stated in the Financial Information section of the Bulletin.

(Signature on file)
(required for students
under 18 years of age)
Parent/Guardian's Date

How to Order

- From **FORM 2 (ORDER FORM)** locate the course(s) in which you want to enroll, then proceed to **FORM 3 (PAYMENT/SHIPPING FORM)**. In column 1, write the Academic ID/GU Course Code.
- In column 2, write the Course Title.

EXAMPLE

Academic ID/GU Course Code	Course Title
BIOL 311/0981	A Scientific Study of Creation

- In column 3 of **FORM 3**, write the number of semester hours.
- **FORM 2** contains all materials needed to complete a course; materials are listed individually and totaled as “All Supplies.” Check () those supplies you want to order. If you want all supplies, check the “All Supplies” box only. In column 4 of **FORM 3** write the total cost of supplies wanted for each course.
- In column 5, write the tuition amount; then complete the rest of **FORM 3**.

To avoid delays in the processing of your enrollment, be sure to include with **FORM 3** the **FORM 2** pages you have marked.

What You Should Know About Ordering Course Materials

GU uses textbooks and supplementary educational materials produced by academic publishing companies. You are NOT required to purchase textbooks from GU; however, if you purchase textbooks from other sources, you must obtain the exact versions/editions required for the course. Because of course revisions, titles of textbooks and supplies are subject to change. Only materials listed in **FORM 2** can be ordered through the GU bookstore. All supplies listed for each course, except those marked optional, are necessary to complete the course. You cannot complete a course without an Instructional Guide, since it contains all the assignments and lesson helps. Please secure all your materials at the time of enrollment. GU cannot guarantee availability after the initial enrollment.

Textbooks and supplies are handled on a cash basis only (no C.O.D. shipments) and must be paid before shipment.

Advertised prices for books and supplies are subject to change without notice if publishers increase their prices.

Book Suppliers

If you wish to order textbooks from another textbook supplier, you may request a copy of the Course Supply Information List from GU by calling 1 800 782 4769. This list provides textbook title, author, publisher, copyright date, and ISBN number.

Purchase Orders from Employers

GU will accept purchase orders from organizations that have established a credit history with GU. If you are an employee of a Seventh-day Adventist organization located outside the North American Division, GU will honor purchase orders only when issued by the Division treasurer. If you are an employee of a Seventh-day Adventist organization located within the North American Division, GU will honor purchase orders only when issued by the treasurer of the organization, and the maximum that may be covered is 100 percent of tuition. Payment is due within 30 days from date of enrollment; the monthly payment plan is not available to organizations. **Payment of a student’s account is the sole responsibility of the student and/or parents.**

Miscellaneous Fees* (Fees may change without notice. All fees are nonrefundable.)

Alternate exam (per exam)	\$50
Application for degree	\$75
Attestation fee (per attestation)	\$125
Challenge exam.....	\$100
Credit by exam (per hour awarded).....	\$50
Credit for life experience:	
Portfolio assessment.....	\$50
Recording fee (per hour awarded)	\$50
Diploma/Graduation.....	\$150
Enrollment fee (payable each time a student enrolls).....	\$80
Expedited delivery fee within USA (per mailing)	\$40
Expedited delivery fee abroad (per mailing).....	\$60
Late payment fee	\$20
Recording fee for credits earned by challenge or experiential learning (per credit hour).....	\$50
Returned check.....	\$35
Senior project.....	\$50
Withdrawal/Cancellation (\$50 per course; maximum \$200)	\$50-\$200

*Fees for applicants and students under an affiliate program may be different from fees listed here.





Check **(a)** each box for supplies ordered.
 Attach marked FORM 2 pages to FORM 3 (page 4).

Student Name (required) _____

	Supplies	Tuition
Biology		
BIOL 140/0974—The human Body in health and Disease (4 sem hours) (Cross-listed as HLSC 140)		\$1380
<input type="checkbox"/> 2206	Instructional Guide	\$ 22
<input type="checkbox"/> 2202	<i>Human Biology</i> , 8th ed., 2010	\$196
<input type="checkbox"/> 2204	Student Interactive Workbook for <i>Human Biology</i> , 8th ed., 2010	\$ 83
		TOTAL \$301
BIOL 311/0981—A Scientific Study of Creation (2 sem hours)		\$ 690
<input type="checkbox"/> 3584	Instructional Guide	\$ 15
		<i>Faith, Reason, and Earth History</i> , 1997 (ISBN 1883925150; no longer available through Griggs)
		TOTAL \$ 15
Business		
ACCT 211/0023—Principles of Accounting I (3 sem hours)		\$1035
<input type="checkbox"/> 3910	Instructional Guide	\$ 13
<input type="checkbox"/> 1659	<i>Accounting</i> , 5th ed., 2002	\$ 70
<input type="checkbox"/> 2569	Workbook: Working Papers Chapters 1-13, 5th ed., 2002	\$ 48
		TOTAL \$131
ACCT 212/0033—Principles of Accounting II (3 sem hours)		\$1035
<input type="checkbox"/> 3911	Instructional Guide	\$ 13
<input type="checkbox"/> 1659	<i>Accounting</i> , 5th ed., 2002	\$ 70
<input type="checkbox"/> 2570	Workbook: Working Papers Chapters 12-26, 5th ed., 2002	\$ 54
		TOTAL \$137
ACCT 305—Cost and Managerial Accounting (3 sem hours) <i>Available as individualized study to GU degree-seeking students only.</i>		\$1035
<input type="checkbox"/>	Syllabus	\$ 5
		TOTAL \$ 5
BUAD 105/7310—Introduction to Business (3 sem hours)		\$1035
<input type="checkbox"/> 3102	Instructional Guide	\$ 5
<input type="checkbox"/> 1100	<i>Getting Into Business</i> , 4th ed., 1987	\$ 70
		TOTAL \$ 75
BUAD 246/2880—Business Research and Communication—ONLINE (3 sem hours) <i>Available through independent study online only.</i>		\$1035
<input type="checkbox"/> 1589	<i>Successful Writing at Work</i> , 6th ed., 2001	\$ 81
		TOTAL \$ 81
BUAD 315/7381—Quantitative Methods (3 sem hours)		\$1035
<input type="checkbox"/> 3560	Instructional Guide	\$ 11
<input type="checkbox"/> 1398	<i>Quantitative Analysis for Management</i> , 6th ed., 1997	\$ 70
		TOTAL \$ 81
BUAD 375/0084—Business Law I (3 sem hours)		\$1035
<input type="checkbox"/> 3823	Instructional Guide	\$ 15
<input type="checkbox"/> 1443	<i>Business Law for a New Century</i> , 1996	\$ 68
		TOTAL \$ 83
ECON 265/0045—Principles of Economics I—Macro (3 sem hours)		\$1035
<input type="checkbox"/> 3626	Instructional Guide	\$ 10
<input type="checkbox"/> 1474	<i>Economics</i> , 5th ed., 1999	\$ 37
		TOTAL \$ 47
ECON 266/0054—Principles of Economics II—Micro (3 sem hours)		\$1035
<input type="checkbox"/> 3707	Instructional Guide	\$ 11
<input type="checkbox"/> 1474	<i>Economics</i> , 5th ed., 1999	\$ 37
		TOTAL \$ 48
FNCE 290/7372—Business Finance (3 sem hours)		\$1035
<input type="checkbox"/> 3866	Instructional Guide	\$ 26
<input type="checkbox"/> 1549	<i>Financial Management</i> , 2nd ed., 2000	\$104
<input type="checkbox"/> 5901	TAI BAII Plus business calculator	\$ 21
		TOTAL \$151



Check **(a)** each box for supplies ordered.
 Attach marked FORM 2 pages to FORM 3 (page 4).

Student Name (required) _____

	Supplies	Tuition
Business (continued)		
MGMT 333/2890—Personnel Management (3 sem hours)—ONLINE 		\$1035
<i>Available through independent study online only.</i>		
<input type="checkbox"/> 1421 <i>Managing Human Resources</i> , 6th ed., 1998	\$ 59	
	TOTAL \$ 59	
MGMT 330/7351—Principles of Management (3 sem hours)		
<input type="checkbox"/> 3851 Instructional Guide	\$ 16	\$1035
<input type="checkbox"/> 1588 <i>Management: Leading People and Organizations in the 21st Century</i> , 2nd. ed., 2001	\$ 73	
	TOTAL \$ 89	
MGMT 335—Management Structures in the Business Organization (3 sem hours)		
<i>Available as individualized study to GU degree-seeking students only.</i>		
<input type="checkbox"/> Syllabus	\$ 5	\$1035
	TOTAL \$ 5	
MGMT 380/8200—Managerial Skills Assessment (3 sem hours)		
<input type="checkbox"/> 3629 Instructional Guide	\$ 21	\$1035
<input type="checkbox"/> 1493 <i>The Elements of Style</i> , 1979	\$ 17	
<input type="checkbox"/> 1592 <i>Publication Manual of the American Psychological Association</i> , 5th ed., 2001	\$ 48	
<input type="checkbox"/> 1502 <i>Seven Habits of Highly Effective People</i> , 1997	\$ 25	
	TOTAL \$111	
MGMT 485/7332—Business Strategy and Policy (3 sem hours)		
<input type="checkbox"/> 3822 Instructional Guide	\$ 12	\$1035
<input type="checkbox"/> 1578 <i>Strategic Management: Concepts and Cases</i> , 4th ed., 1998	\$ 64	
	TOTAL \$ 76	
MKTG 210/7321—Principles of Marketing (3 sem hours)		
<input type="checkbox"/> 3858 Instructional Guide	\$ 23	\$1035
<input type="checkbox"/> 1590 <i>Marketing</i> , 6th ed., 2002	\$171	
	TOTAL \$194	
Communication		
COMM 105/4300—Introduction to Human Communication (3 sem hours)—ONLINE 		
<input type="checkbox"/> 2103 <i>Communication Works</i> with CD-ROM Guidebook, 9th ed., 2008	\$117	\$1035
	TOTAL \$117	
<input type="checkbox"/> 2107 OPTIONAL: Flip video camera, f 160x	\$176	
COMM 105/3600—Introduction to Human Communication (3 sem hours)		
<input type="checkbox"/> 2102 Instructional Guide	\$ 15	\$1035
<input type="checkbox"/> 2103 <i>Communication Works</i> with CD-ROM Guidebook, 9th ed., 2008	\$117	
	TOTAL \$132	
<input type="checkbox"/> 2107 Optional: Flip video camera, f 160w	\$176	
Computer Science		
CPTR 105/4480—Introduction to Computers (3 sem hours)—ONLINE 		
<input type="checkbox"/> 2216 <i>Tomorrow's Technology and You</i> , 9th ed., 2010	\$170	\$1035
	TOTAL \$170	
Education		
EDUC 210A/4320—Philosophy of Adventist Education (3 sem hours)—ONLINE 		
<input type="checkbox"/> 2113 <i>Philosophy and Education</i> , 2006	\$ 30	\$1035
<input type="checkbox"/> 1821 <i>Education</i> (CHL)	\$ 17	
	TOTAL \$ 47	
EDUC 210A/0102—Philosophy of Adventist Education (3 sem hours)		
<input type="checkbox"/> 2112 Instructional Guide	\$ 11	\$1035
<input type="checkbox"/> 2113 <i>Philosophy and Education</i> , 2006	\$ 30	
<input type="checkbox"/> 1821 <i>Education</i> (CHL)	\$ 17	
	TOTAL \$ 58	
EDUC 360/0233—Evaluation in Teaching (3 sem hours)		
<input type="checkbox"/> 3646 Instructional Guide	\$ 19	\$1035
<input type="checkbox"/> 1077 <i>Measurement and Evaluation in Teaching</i> , 6th ed., 1990	\$ 47	
	TOTAL \$ 66	


Check **(a)** each box for supplies ordered.
 Attach marked FORM 2 pages to FORM 3 (page 4).

Student Name (required) _____

	Supplies	Tuition
Education (continued)		
EDUC 367/0293—Psychology of Learning (3 sem hours) (Cross-listed as PSYC 367)		\$1035
<input type="checkbox"/> 3921 Instructional Guide	\$ 16	
<input type="checkbox"/> 2575 <i>Learning and Behavior</i> , 5th ed., 2003	\$ 69	
	TOTAL \$ 85	
EDUC 499—Practicum in Religious Education (3 sem hours) <i>Available as individualized study to GU degree-seeking students only.</i>		\$1035
<input type="checkbox"/> Syllabus	\$ 5	
	TOTAL \$ 5	
ORIENTATION TO TEACHING IN ADVENTIST SCHOOLS The following three courses comprise the Orientation to Teaching in Adventist Schools modules that may be used for Adventist teacher certification. Before enrolling, please check with your conference or union certification registrar to find out if these courses meet their requirements.		
EDUC 211/4550—Orientation to Teaching in Adventist Schools: Foundations of Adventist Educational Philosophy (2 sem hours)—ONLINE 		
<input type="checkbox"/> 1821 <i>Education</i>	\$ 17	\$ 690
<input type="checkbox"/> 2113 <i>Philosophy and Education</i> , 2006	\$ 30	
	TOTAL \$ 47	
EDUC 211/7421—Orientation to Teaching in Adventist Schools: Foundations of Adventist Educational Philosophy (2 sem hours)		
<input type="checkbox"/> 2215 Instructional Guide	\$ 11	\$ 690
<input type="checkbox"/> 1821 <i>Education</i>	\$ 17	
<input type="checkbox"/> 2113 <i>Philosophy and Education</i> , 2006	\$ 30	
	TOTAL \$ 58	
EDUC 212/2310—Orientation to Teaching in Adventist Schools—Foundations of Adventist history and Mission (2 sem hours)—ONLINE 		
<input type="checkbox"/> 1593 <i>Light Bearers</i> , 2000	\$ 30	\$ 690
	TOTAL \$ 30	
EDUC 212/7411—Orientation to Teaching in Adventist Schools—Foundations of Adventist history and Mission (2 sem hours)		
<input type="checkbox"/> 3873 Instructional Guide	\$ 19	\$ 690
<input type="checkbox"/> 1593 <i>Light Bearers</i> , 2000	\$ 30	
	TOTAL \$ 49	
EDUC 213/7430—Orientation to Teaching in Adventist Schools—Foundations in Bible Doctrines (2 sem hours)		
<input type="checkbox"/> 3262 Instructional Guide	\$ 17	\$ 690
<input type="checkbox"/> 1884 <i>Seventh-day Adventist Believe...</i> , 2007	\$ 13	
<input type="checkbox"/> 1161 <i>Selected Messages</i> , Book 1 (CHL)	\$ 14	
<input type="checkbox"/> 1185 <i>Selected Messages</i> , Book 2 (CHL)	\$ 14	
<input type="checkbox"/> 1425 <i>The Desire of Ages</i> (TC)	\$ 17	
<input type="checkbox"/> 1246 <i>The Great Controversy</i> (TC)	\$ 16	
<input type="checkbox"/> 1424 <i>Patriarchs and Prophets</i> (TC)	\$ 19	
<input type="checkbox"/> 1435 <i>The Acts of the Apostles</i> (TC)	\$ 30	
<input type="checkbox"/> 1187 <i>Counsels for the Church</i> (TC)	\$ 16	
<input type="checkbox"/> 1730 <i>The Adventist Bible Commentary</i> , Vol. 5	\$ 44	
	TOTAL \$200	
English		
ENGL 101/0572—Composition (3 sem hours)		
<input type="checkbox"/> 3913 Instructional Guide	\$ 12	\$1035
<input type="checkbox"/> 1658 <i>Between Worlds: A Reader, Rhetoric, and Handbook</i> , 3rd ed., 2001	\$ 35	
	TOTAL \$ 47	
ENGL 102/0341—Research and Literature (3 sem hours)		
<input type="checkbox"/> 3357 Instructional Guide	\$ 12	\$1035
<input type="checkbox"/> 1250 <i>Literature: Structure, Sound, and Sense</i> , 6th ed., 1993	\$ 40	
	TOTAL \$ 52	

Check **(a)** each box for supplies ordered.
 Attach marked FORM 2 pages to FORM 3 (page 4).

Student Name (required) _____



	Supplies	Tuition
English (continued)		
ENGL 330/7571—Advanced Expository Writing (3 sem hours)		\$1035
<input type="checkbox"/> 3390	Instructional Guide	\$ 10
<input type="checkbox"/> 1290	<i>Fields of Writing: Readings Across the Disciplines</i> , 4th ed., 1994	\$ 21
	TOTAL \$ 31	
LITR 375/2130—English Literature I (to 1660) (3 sem hours)		\$1035
<input type="checkbox"/> 3983	Instructional Guide	\$ 18
<input type="checkbox"/> 1839	<i>The Norton Anthology: English Literature</i> , Vol. 1, 8th ed., 2006	\$ 80
	TOTAL \$ 98	
LITR 376/2250—English Literature II (from 1660-1900) (3 sem hours)		\$1035
<input type="checkbox"/> 3136	Instructional Guide	\$ 16
<input type="checkbox"/> 1854	<i>The Norton Anthology: English Literature</i> , Vol. 2, 8th ed., 2006	\$ 80
<input type="checkbox"/> 1855	<i>The Norton Anthology: English Literature</i> , Vol. C, 8th ed., 2006	\$ 48
<input type="checkbox"/> 1878	<i>Jane Eyre</i>	\$ 15
	TOTAL \$159	
LITR 225/0353—American Literature I (3 sem hours)		\$1035
<input type="checkbox"/> 3826	Instructional Guide	\$ 16
<input type="checkbox"/> 1507	<i>The American Tradition in Literature</i> , Vol. 1, 9th ed., 1999	\$ 51
	TOTAL \$ 67	
LITR 455/7551—Charles Dickens and Mark Twain (3 sem hours)		\$1035
<input type="checkbox"/> 3236	Instructional Guide	\$ 6
<input type="checkbox"/> 1162	<i>David Copperfield</i>	\$ 6
<input type="checkbox"/> 1164	<i>Bleak House</i>	\$ 10
<input type="checkbox"/> 1165	<i>Little Dorrit</i>	\$ 13
<input type="checkbox"/> 1166	<i>Hard Times</i>	\$ 5
<input type="checkbox"/> 1173	<i>The Adventures of Tom Sawyer</i>	\$ 5
<input type="checkbox"/> 1175	<i>The Adventures of Huckleberry Finn</i>	\$ 6
<input type="checkbox"/> 1176	<i>The Adventures of Pudd'nhead Wilson</i>	\$ 14
<input type="checkbox"/> 1179	<i>The Gilded Age</i>	\$ 19
	TOTAL \$ 84	
Fine Arts		
IDSC 211/2090—Creativity and the Arts (3 sem hours)		\$1035
<input type="checkbox"/> 3020	Instructional Guide	\$ 18
<input type="checkbox"/> 1771	<i>Anecdotes of Destiny</i> , 1993	\$ 17
<input type="checkbox"/> 1773	<i>Writing About the Humanities</i> , 2nd ed., 2003	\$ 35
<input type="checkbox"/> 1774	<i>The Creative Spirit</i> , 1992	\$ 23
<input type="checkbox"/> 1807	<i>The Educated Imagination</i> , No. 88, 1964	\$ 14
<input type="checkbox"/> 1808	<i>The Tragedy of Richard III</i> , 1996	\$ 7
<input type="checkbox"/> 4062	DVD: <i>Babette's Feast</i> , 2001	\$ 14
<input type="checkbox"/> 4063	DVD: <i>The Red Balloon</i> , 2002	\$ 26
<input type="checkbox"/> 4064	VHS: <i>Looking for Richard</i> , 1997	\$ 42
	TOTAL \$196	
MUHL 204/3750—Music Appreciation (3 sem hours)—ONLINE 		\$1035
<input type="checkbox"/> 1739	<i>The Musical Ascent of Herman Being</i> , 1995	\$ 28
<input type="checkbox"/> 4057	CD: <i>Smithsonian Folkways World Music Collection</i>	\$ 19
<input type="checkbox"/> 4058	CD: <i>Best of the Millennium/Top 40 Classical Hits</i>	\$ 22
<input type="checkbox"/> 4060	CD: <i>Mozart Concertos; Number 18 in B-flat Major, k. 456; Number 20 in D Minor, k. 466</i>	\$ 27
<input type="checkbox"/> 4059	DVD: <i>Amadeus</i> (returnable)	\$ 22
	TOTAL \$118	
MUHL 204/0386—Music Appreciation (3 sem hours)		\$1035
<input type="checkbox"/> 3955	Instructional Guide	\$ 29
<input type="checkbox"/> 1739	<i>The Musical Ascent of Herman Being</i> , 1995	\$ 28
<input type="checkbox"/> 4057	CD: <i>Smithsonian Folkways World Music Collection</i>	\$ 19
<input type="checkbox"/> 4058	CD: <i>Best of the Millennium/Top 40 Classical Hits</i>	\$ 22
<input type="checkbox"/> 4060	CD: <i>Mozart Concertos; Number 18 in B-flat Major, k. 456; Number 20 in D minor, k. 466</i>	\$ 27
<input type="checkbox"/> 4059	DVD: <i>Amadeus</i> (returnable)	\$ 22
	TOTAL \$147	

Check **(a)** each box for supplies ordered.
 Attach marked FORM 2 pages to FORM 3 (page 4).

Student Name (required) _____

	Supplies	Tuition
Geography		
GEOG 280/7630—Cultural Geography (3 sem hours)		\$1035
<input type="checkbox"/> 3487 Instructional Guide	\$ 9	
<input type="checkbox"/> 1328 <i>The Human Mosaic: A Thematic Introduction to Cultural Geography</i> , 7th ed., 1997	\$ 55	
<input type="checkbox"/> 1329 <i>Goode's World Atlas</i> , 19th ed., 1995	\$ 46	
	TOTAL \$110	
Health and Nutrition		
HLSC 110/3200—Healthier Living —ONLINE (2 sem hours)		\$ 690
<input type="checkbox"/> 1663 <i>Proof Positive: How to Reliably Combat Disease</i> , 1999	\$ 62	
	TOTAL \$ 62	
HLSC 110/8550—Healthier Living (2 sem hours)		\$ 690
<input type="checkbox"/> 3917 Instructional Guide	\$ 13	
<input type="checkbox"/> 1663 <i>Proof Positive: How to Reliably Combat Disease</i> , 1999	\$ 62	
	TOTAL \$ 75	
HLSC 140/7734—The Human Body in Health and Disease (4 sem hours) (Cross-listed as BIOL 140)		\$1380
<input type="checkbox"/> 2206 Instructional Guide	\$ 22	
<input type="checkbox"/> 2202 <i>Human Biology</i> , 8th ed., 2010	\$ 196	
<input type="checkbox"/> 2204 Student Interactive Workbook for <i>Human Biology</i> , 8th ed., 2010	\$ 83	
	TOTAL \$301	
NUTR 300/4430—Nutrition (3 sem hours)—ONLINE		\$1035
<input type="checkbox"/> 2194 <i>Nutrition: Concepts and Controversies</i> , 11th ed., 2008	\$174	
	TOTAL \$174	
NUTR 300/0415—Nutrition (3 sem hours)		\$1035
<input type="checkbox"/> 2192 Instructional Guide	\$ 17	
<input type="checkbox"/> 2194 <i>Nutrition: Concepts and Controversies</i> , 11th ed., 2008	\$174	
	TOTAL \$191	
History and Political Studies		
HIST 125/0554—History of World Civilizations I (3 sem hours)		\$1035
<input type="checkbox"/> 2263 Instructional Guide	\$ 18	
<input type="checkbox"/> 2265 <i>A History of World Societies</i> , Vol. 1, 8th ed., 2009	\$ 88	
<input type="checkbox"/> 2266 <i>Writing for College History</i> , 2004	\$ 18	
<input type="checkbox"/> 2267 <i>Sundiata: An Epic of Old Mali</i> , 2008	\$ 14	
	TOTAL \$138	
HIST 126/0563—History of World Civilizations II (3 sem hours)		\$1035
<input type="checkbox"/> 3837 Instructional Guide	\$ 14	
<input type="checkbox"/> 1584 <i>A History of World Societies</i> , Vol. 2, 5th ed., 2000	\$ 60	
	TOTAL \$ 74	
HIST 275/8521—U.S. History I: Founding to reconstruction (3 sem hours)		\$1035
<input type="checkbox"/> 1948 Instructional Guide	\$ 19	
<input type="checkbox"/> 1942 <i>The American Journey</i> , combined volume, 4th ed., 2007	\$ 91	
	TOTAL \$110	
HIST 276/8531—U.S History II: Gilded Age to Globalization (3 sem hours)		\$1035
<input type="checkbox"/> 1949 Instructional Guide	\$ 16	
<input type="checkbox"/> 1942 <i>The American Journey</i> , combined volume, 4th ed., 2007	\$ 91	
	TOTAL \$107	
HIST 325/0932—History of Christianity I: Early and Medieval Periods (3 sem hours)		\$1035
<input type="checkbox"/> 3137 Instructional Guide	\$ 21	
<input type="checkbox"/> 1856 <i>The Story of Christianity</i> , Vol. 1, 1984	\$ 35	
<input type="checkbox"/> 1857 <i>History of the World Christian Movement</i> , Vol. 1, 2001	\$ 29	
	TOTAL \$ 85	
HIST 325/2740—History of Christianity I: Early and Medieval Periods (3 sem hours)—ONLINE		\$1035
<input type="checkbox"/> 1856 <i>The Story of Christianity</i> , Vol. 1, 1984	\$ 35	
<input type="checkbox"/> 1857 <i>History of the World Christian Movement</i> , Vol. 1, 2001	\$ 29	
	TOTAL \$ 64	

Student Name (required) _____

	Supplies	Tuition
History and Political Studies (continued)		
HIST 326/4340— History of Christianity II: The reformation and Modern Periods (3 sem hours)—ONLINE 		\$1035
<input type="checkbox"/> 1915 <i>The Story of Christianity</i> , Vol. 2, 1985	\$ 35	
<input type="checkbox"/> 1916 <i>A Global History of Christians</i> , 1994	\$ 34	
1917 <i>2000 Years of Christianity in Africa</i> , 2005	\$ 1	
	TOTAL \$ 70	
HIST 326/0942— History of Christianity II: The Reformation and Modern Periods (3 sem hours)		\$1035
<input type="checkbox"/> 1918 Instructional Guide	\$ 21	
<input type="checkbox"/> 1915 <i>The Story of Christianity</i> , Vol. 2, 1985	\$ 35	
<input type="checkbox"/> 1916 <i>A Global History of Christians</i> , 1994	\$ 34	
<input type="checkbox"/> 1917 <i>2000 Years of Christianity in Africa</i> , 2005	\$ 1	
	TOTAL \$ 91	
HIST 404/2471—Adventist Heritage (3 sem hours)— ONLINE (Cross-listed as RELT 270) 		\$1035
<input type="checkbox"/> 1593 <i>Light Bearers</i> , 2000	\$ 30	
	TOTAL \$ 30	
HIST 404/0532—Adventist Heritage (3 sem hours) (Cross-listed as RELT 270)		\$1035
<input type="checkbox"/> 3862 Instructional Guide	\$ 19	
<input type="checkbox"/> 1593 <i>Light Bearers</i> , 2000	\$ 30	
	TOTAL \$ 49	
HIST 250/0485—American Government (3 sem hours)		\$1035
<input type="checkbox"/> 3814 Instructional Guide	\$ 19	
<input type="checkbox"/> 1566 <i>The Challenge of Democracy</i> , 7th ed., 2002	\$ 65	
	TOTAL \$ 84	
Languages		
FREN 101/0583—Introductory French I (3 sem hours)		\$1035
<input type="checkbox"/> 3854 Instructional Guide	\$ 13	
<input type="checkbox"/> 1585 <i>Allons-y! Le français par étapes</i> , 5th ed., 2000	\$ 88	
<input type="checkbox"/> 2556 <i>Allons-y! Cahier de travaux pratiques</i> , 5th ed, 2000	\$ 49	
<input type="checkbox"/> 4051 <i>Allons-y! Lab Audio CDs (5)</i> , 5th ed., 2000	\$ 21	
<input type="checkbox"/> 4049 <i>Allons-y! Instructor's tape (2)</i> , 5th ed, 2000	\$ 10	
<input type="checkbox"/> 2557 <i>Allons-y! Answer Key to Cahier</i> , 5th ed, 2000	\$ 7	
<input type="checkbox"/> 4050 <i>Allons-y! Test tape (1)</i> , 5th ed, 2000	\$ 11	
<input type="checkbox"/> 4052 Blank tape (1)	\$ 1	
	TOTAL \$200	
FREN 102/0593—Introductory French II (3 sem hours)		\$1035
<input type="checkbox"/> 3855 Instructional Guide	\$ 15	
<input type="checkbox"/> 1585 <i>Allons-y! Le français par étapes</i> , 5th ed., 2000	\$ 88	
<input type="checkbox"/> 2556 <i>Allons-y! Cahier de travaux pratiques</i> , 5th ed, 2000	\$ 49	
<input type="checkbox"/> 4051 <i>Allons-y! Lab Audio CDs (5)</i> , 5th ed., 2000	\$ 21	
<input type="checkbox"/> 4049 <i>Allons-y! Instructor's tape (2)</i> , 5th ed, 2000	\$ 10	
<input type="checkbox"/> 2557 <i>Allons-y! Answer Key to Cahier</i> , 5th ed, 2000	\$ 7	
<input type="checkbox"/> 4050 <i>Allons-y! Test tape (1)</i> , 5th ed, 2000	\$ 11	
<input type="checkbox"/> 4052 Blank tape (1)	\$ 1	
	TOTAL \$202	



Check each box for supplies ordered.
 Attach marked FORM 2 pages to FORM 3 (page 4).

Student Name (required) _____

	Supplies	Tuition
Language (continued)		
GREK 201/0642—Elementary Greek I (4 sem hours)		\$1380
<input type="checkbox"/> 3448	Instructional Guide and Workbook	\$ 18
<input type="checkbox"/> 1321	<i>Alpha Through Omega</i> , 1996	\$ 65
<input type="checkbox"/> 1156	<i>The Greek New Testament and Dictionary</i> , 4th ed., Revised 1994	\$ 66
		TOTAL \$149
GREK 202/0652—Elementary Greek II (4 sem hours)		\$1380
<input type="checkbox"/> 3554	Instructional Guide	\$ 14
<input type="checkbox"/> 1321	<i>Alpha Through Omega</i> , 1996	\$ 65
<input type="checkbox"/> 1156	<i>The Greek New Testament and Dictionary</i> , 4th ed., Revised 1994	\$ 66
		TOTAL \$145
GREK 311/7760—Intermediate Greek I (3 sem hours)		\$1035
<input type="checkbox"/> 3712	Instructional Guide	\$ 15
<input type="checkbox"/> 1712	<i>A Manual Grammar of the Greek New Testament</i> , 1955	\$130
<input type="checkbox"/> 1714	<i>Lexical Aids for Students of New Testament Greek</i> , 1969	\$ 17
<input type="checkbox"/> 1156	<i>The Greek New Testament and Dictionary</i> , 4th ed., Revised 1994	\$ 66
		TOTAL \$228
GREK 312/7770—Intermediate Greek II (3 sem hours)		\$1035
<input type="checkbox"/> 3713	Instructional Guide	\$ 14
<input type="checkbox"/> 1712	<i>A Manual Grammar of the Greek New Testament</i> , 1955	\$130
<input type="checkbox"/> 1714	<i>Lexical Aids for Students of New Testament Greek</i> , 1969	\$ 17
<input type="checkbox"/> 1156	<i>The Greek New Testament and Dictionary</i> , 4th ed., Revised 1994	\$ 66
		TOTAL \$227
SPAN 101/8570 Introductory Spanish I (3 sem hours)		\$1035
<input type="checkbox"/> 3931	Instructional Guide	\$ 11
<input type="checkbox"/> 1702	<i>Tú dirás!</i> (with Audio CD), 3rd ed., 2003	\$165
<input type="checkbox"/> 2580	<i>Tú dirás!</i> Activities Manual, 3rd ed., 2003	\$ 89
<input type="checkbox"/> 4055	<i>Tú dirás!</i> Lab Audio CD, 3rd ed., 2003	\$ 25
		TOTAL \$290
<input type="checkbox"/> 4056	Optional: <i>Tú dirás!</i> Student Interactive CD-ROM, 3rd ed., 2003	\$ 28
SPAN 102/8580—Introductory Spanish II (3 sem hours)		\$1035
<input type="checkbox"/> 3932	Instructional Guide	\$ 9
<input type="checkbox"/> 1702	<i>Tú dirás!</i> (with Audio CD), 3rd ed., 2003	\$165
<input type="checkbox"/> 2580	<i>Tú dirás!</i> Activities Manual, 3rd ed., 2003	\$ 89
<input type="checkbox"/> 4055	<i>Tú dirás!</i> Lab Audio CD, 3rd ed., 2003	\$ 25
		TOTAL \$288
<input type="checkbox"/> 4056	Optional: <i>Tú dirás!</i> Student Interactive CD-ROM, 3rd ed., 2003	\$ 28
Mathematics		
A mathematics departmental placement examination (MPE) is required of all students planning to enter MATH 110 or MATH 165. A one-time fee of \$75 is charged.		
MATH 110/7812—Probability and Statistics (4 sem hours)		\$1380
<input type="checkbox"/> 1961	Instructional Guide	\$ 18
<input type="checkbox"/> 1962	<i>Elementary Statistics with Multimedia Study Guide</i> , 2008	\$ 66
<input type="checkbox"/> 1963	TI-84 Plus graphing calculator	\$164
<input type="checkbox"/>		TOTAL \$248
MATH 115/8970—Survey of Mathematics (4 sem hours)		\$1380
<input type="checkbox"/> 3966	Instructional Guide	\$ 16
<input type="checkbox"/> 1796	<i>A Survey of Mathematics With Applications</i> , 7th ed., 2005	\$ 82
<input type="checkbox"/>		TOTAL \$ 98
MATH 120/2260—College Algebra and Trigonometry (4 sem hours)		\$1380
<input type="checkbox"/> 3149	Instructional Guide	\$ 37
<input type="checkbox"/> 1287	<i>Algebra With Trigonometry for College Students</i> , 3rd ed., 1993	\$ 82
		TOTAL \$119
<input type="checkbox"/> 5328	Optional: Casio solar calculator	\$ 23


Check **(a)** each box for supplies ordered.
 Attach marked FORM 2 pages to FORM 3 (page 4).

Student Name (required) _____

	Supplies	Tuition
Mathematics (continued)		
MATH 121/7982—College Algebra (2 sem hours)		\$ 690
<input type="checkbox"/> 3148	Instructional Guide	\$ 28
<input type="checkbox"/> 1287	<i>Algebra With Trigonometry for College Students</i> , 3rd ed., 1993	\$ 82
		TOTAL \$110
<input type="checkbox"/> 5328	Optional: Casio solar calculator	\$ 23
MATH 126/7832—Precalculus (4 sem hours)		\$1380
<input type="checkbox"/> 3414	Instructional Guide	\$ 40
<input type="checkbox"/> 1309	<i>Precalculus</i> , 4th ed., 1992	\$ 74
		TOTAL \$114
MATH 165/8400—College Algebra (3 sem hours)		\$1035
<input type="checkbox"/> 3831	Instructional Guide	\$ 28
<input type="checkbox"/> 1287	<i>Algebra With Trigonometry for College Students</i> , 3rd ed., 1993	\$ 82
		TOTAL \$110
<input type="checkbox"/> 5328	Optional: Casio solar calculator	\$ 23
Physics		
PHYS 150/8220—Descriptive Astronomy (4 sem hours)		\$1380
<input type="checkbox"/> 3677	Instructional Guide and Diffraction Grating	\$ 24
<input type="checkbox"/> 1437	<i>Explorations: An Introduction to Astronomy</i> , 2nd ed., 1998	\$ 62
<input type="checkbox"/> 2533	<i>Student Observation Guide With Laboratory Exercises</i> , 2nd ed., 1995	\$ 45
		TOTAL \$131
Psychology and Sociology		
BHSC 220/8230—Interdisciplinary Approach to Contemporary Social Issues (3 sem hours)		\$1035
<input type="checkbox"/> 3686	Instructional Guide	\$ 17
<input type="checkbox"/> 1470	<i>Social Problems</i> , 3rd ed., 1997	\$ 56
<input type="checkbox"/> 1503	<i>Social Problems 98/99 Annual Editions</i> , 26th ed., 1998	\$ 32
<input type="checkbox"/> 1504	<i>Preventing Sexual Harassment on Campus</i> , 1994	\$ 2
		TOTAL \$107
PSYC 105/2971—Introduction to Psychology (3 sem hours)—ONLINE 		\$1035
<input type="checkbox"/> 1935	<i>Psychology: An Introduction</i> , 9th ed., 2007	\$ 73
<input type="checkbox"/> 1759	<i>The Ministry of Healing</i>	\$ 19
		TOTAL \$ 92
PSYC 105/0117—Introduction to Psychology (3 sem hours)		\$1035
<input type="checkbox"/> 1934	Instructional Guide	\$ 17
<input type="checkbox"/> 1935	<i>Psychology: An Introduction</i> , 9th ed., 2007	\$ 73
<input type="checkbox"/> 1759	<i>The Ministry of Healing</i> (CHL)	\$ 19
		TOTAL \$109
PSYC 210/4350—Developmental Psychology (3 sem hours)—ONLINE 		\$1035
<input type="checkbox"/> 2109	<i>Life-Span Development</i> , 12th ed., 2009	\$181
		TOTAL \$181
PSYC 210/7893—Developmental Psychology (3 sem hours)		\$1035
<input type="checkbox"/> 2108	Instructional Guide	\$ 27
<input type="checkbox"/> 2109	<i>Life-Span Development</i> , 12th ed., 2009	\$181
		TOTAL \$208
PSYC 260/7932—Systems and History of Psychology (3 sem hours)		\$1035
<input type="checkbox"/> 3929	Instructional Guide	\$ 19
<input type="checkbox"/> 1701	<i>A History of Psychology: Ideas and Context</i> , 3rd ed., 2003	\$180
		TOTAL \$199
PSYC 305/8000—Social Psychology (4 sem hours)		\$1380
<input type="checkbox"/> 3569	Instructional Guide	\$ 17
<input type="checkbox"/> 1416	<i>Social Psychology</i> , 9th ed., 1997	\$ 47
		TOTAL \$ 64



Check **(a)** each box for supplies ordered.
 Attach marked FORM 2 pages to FORM 3 (page 4).

Student Name (required) _____

	Supplies	Tuition
Psychology and Sociology (continued)		
PSYC 315/7872—Organization and Work (3 sem hours)		\$1035
<input type="checkbox"/> 3815	Instructional Guide	\$ 15
<input type="checkbox"/> 1568	<i>Behavior in Organizations</i> , 7th ed., 2000	\$ 91
<input type="checkbox"/> 1592	<i>Publication Manual of the American Psychological Association</i> , 5th ed., 2001	\$ 48
		TOTAL \$154
PSYC 355/7791—Learning and Motivation (3 sem hours)		\$1035
<input type="checkbox"/> 3635	Instructional Guide	\$ 15
<input type="checkbox"/> 1293	<i>Sensation and Perception</i> , 1992	\$ 73
<input type="checkbox"/> 1302	<i>Understanding Motivation and Emotion</i> , 3rd ed., 1992	\$ 74
<input type="checkbox"/> 4022	<i>Motivation</i> video (VHS) (returnable)	\$ 34
<input type="checkbox"/> 4023	<i>Sensation and Perception</i> video (VHS) (returnable)	\$ 34
		TOTAL \$230
PSYC 360/7921—Abnormal Psychology (3 sem hours)		\$1035
<input type="checkbox"/> 3491	Instructional Guide	\$ 18
<input type="checkbox"/> 1346	<i>Abnormal Psychology: The Human Experience of Psychological Disorders</i> , 2nd ed., 1997	\$ 47
		TOTAL \$ 65
PSYC 365/7691—Theories of Personality (3 sem hours)		\$1035
<input type="checkbox"/> 3485	Instructional Guide	\$ 16
<input type="checkbox"/> 1347	<i>Personality Theories: An Introduction</i> , 4th ed., 1995	\$ 58
<input type="checkbox"/> 1622	<i>Mind, Character, and Personality</i> , Vol. 2 (CHL)	\$ 14
		TOTAL \$ 88
PSYC 367/0224—Psychology of Learning (3 sem hours) (Cross-listed as EDUC 367)		\$1035
<input type="checkbox"/> 3921	Instructional Guide	\$ 16
<input type="checkbox"/> 2575	<i>Learning and Behavior</i> , 5th ed., 2003	\$ 69
		TOTAL \$ 85
PSYC 435/7701—Dynamics of Individual Counseling (3 sem hours)		\$1035
<input type="checkbox"/> 3602	Instructional Guide	\$ 11
<input type="checkbox"/> 1454	<i>Introduction to the Counseling Profession</i> , 2nd ed., 1997	\$ 57
		TOTAL \$ 68
PSYC 471/7951—Experimental Psychology (4 sem hours)		\$1380
<input type="checkbox"/> 3639	Instructional Guide	\$ 18
<input type="checkbox"/> 1260	<i>Experimental Methodology</i> , 6th ed., 1994	\$ 50
<input type="checkbox"/> 4018	Research Methods video (VHS) (returnable)	\$ 39
		TOTAL \$107
PSYC 495/8071—Independent Study in Psychology (1 sem hour)		\$ 345
<input type="checkbox"/> 3605	Instructional Guide	\$ 5
<input type="checkbox"/> 1463	<i>Writing Papers in Psychology</i> , 4th ed., 1998	\$ 12
		TOTAL \$ 17
PSYC 495/7861—Independent Study in Psychology (2 sem hours)		\$ 690
<input type="checkbox"/> 3611	Instructional Guide	\$ 5
<input type="checkbox"/> 1463	<i>Writing Papers in Psychology</i> , 4th ed., 1998	\$ 12
		TOTAL \$ 17
PSYC 495/7881—Independent Study in Psychology (3 sem hours)		\$1035
<input type="checkbox"/> 3621	Instructional Guide	\$ 6
<input type="checkbox"/> 1463	<i>Writing Papers in Psychology</i> , 4th ed., 1998	\$ 12
		TOTAL \$ 18
SOCI 105/2681—General Sociology (3 sem hours)—ONLINE 		\$1035
<input type="checkbox"/> 1803	<i>Sociology: A Down-to-Earth Approach</i> , 2005	\$ 81
		TOTAL \$ 81
SOCI 105/0496—General Sociology (3 sem hours)		\$1035
<input type="checkbox"/> 3972	Instructional Guide	\$ 23
<input type="checkbox"/> 1803	<i>Sociology: A Down-to Earth Approach</i> , 2005	\$ 81
		TOTAL \$104



Check each box for supplies ordered.
 Attach marked FORM 2 pages to FORM 3 (page 4).

Student Name (required) _____

	Supplies	Tuition
Psychology and Sociology (continued)		
SOCI 280/7961—Issues in Multiculturalism: Belief Systems (3 sem hours)		\$1035
<input type="checkbox"/> 3143	Instructional Guide	\$ 11
<input type="checkbox"/> 1264	<i>How to Live Well: Ethics in the World Religions</i> , 1988	\$ 22
<input type="checkbox"/> 1879	<i>Worldviews: Crosscultural Explorations of Human Beliefs</i> , 3rd ed., 2000	\$ 48
		TOTAL \$ 81
SOCI 425/8191—Racial and Ethnic relations (3 sem hours)		\$1035
<input type="checkbox"/> 3788	Instructional Guide	\$ 30
<input type="checkbox"/> 1465	<i>American Ethnicity: The Dynamics and Consequences of Discrimination</i> , 2nd ed., 1998	\$ 37
		TOTAL \$ 67
SOCI 488/8260—The City in the Industrialized World (3 sem hours)		\$1035
<input type="checkbox"/> 3704	Instructional Guide	\$ 16
<input type="checkbox"/> 1508	<i>Urban Sociology: Images and Structure</i> , 3rd ed., 1999	\$ 71
		TOTAL \$ 87
Religion and Theology		
RELB 105/8910—Encountering the Bible: A Survey (3 sem hours)		\$1035
<input type="checkbox"/> 3960	Instructional Guide	\$ 27
<input type="checkbox"/> 1783	<i>Encountering the Old Testament</i> , 1999	\$ 48
<input type="checkbox"/> 1788	<i>Encountering the New Testament</i> , 2005	\$ 44
		TOTAL \$119
RELB 160/2671—Jesus and the Gospels (3 sem hours)—ONLINE 		\$1035
<input type="checkbox"/> 1247	<i>The Four Faces of Jesus</i> , 2000	\$ 21
<input type="checkbox"/> 1425	<i>The Desire of Ages</i> (TC)	\$ 17
		TOTAL \$ 38
RELB 160/0881—Jesus and the Gospels (3 sem hours)		\$1035
<input type="checkbox"/> 3352	Instructional Guide	\$ 14
<input type="checkbox"/> 1247	<i>The Four Faces of Jesus</i> , 2000	\$ 21
<input type="checkbox"/> 1425	<i>The Desire of Ages</i> (TC)	\$ 17
		TOTAL \$ 52
RELB 307/2900—Exile and return: Introduction to the Old Testament (3 sem hours)—ONLINE  <i>Available through independent study online only.</i>		\$1035
<input type="checkbox"/> 1361	<i>Reading the Old Testament and Introduction to Hebrew Bible</i>	\$ 49
<input type="checkbox"/> 1362	<i>People of the Covenant: Introduction to Hebrew Bible</i> , 4th ed., 1996	\$123
<input type="checkbox"/> 1804	<i>Understanding the Old Testament</i> , 4th ed., 1996	\$182
		TOTAL \$354
RELB 310/7221—Hebrew Prophets (3 sem hours)		\$1035
<input type="checkbox"/> 3312	Instructional Guide	\$ 13
<input type="checkbox"/> 1990	<i>An Introduction to the Old Testament Prophetic Books</i> , 2007	\$ 39
<input type="checkbox"/> 1743	<i>The Adventist Bible Commentary</i> , Vol. 4	\$ 44
		TOTAL \$ 96
RELB 330/0822—Old Testament Prophets, Early (3 sem hours)		\$1035
<input type="checkbox"/> 3777	Instructional Guide	\$ 15
<input type="checkbox"/> 1434	<i>Prophets and Kings</i> (TC)	\$ 24
<input type="checkbox"/> 1743	<i>The Adventist Bible Commentary</i> , Vol. 4	\$ 44
		TOTAL \$ 83
RELB 332/0832—Old Testament Prophets, Later (3 sem hours)		\$1035
<input type="checkbox"/> 3778	Instructional Guide	\$ 14
<input type="checkbox"/> 1434	<i>Prophets and Kings</i> (TC)	\$ 24
<input type="checkbox"/> 1743	<i>The Adventist Bible Commentary</i> , Vol. 4	\$ 44
		TOTAL \$ 82



Check **(a)** each box for supplies ordered.
 Attach marked FORM 2 pages to FORM 3 (page 4).

Student Name (required) _____

	Supplies	Tuition
Religion and Theology (continued)		
RELB 345/7463—Worship and Witness: Introduction to the New Testament (3 sem hours)		\$1035
<input type="checkbox"/> 3005	Instructional Guide	\$ 36
<input type="checkbox"/> 1806	<i>New American Standard Bible</i> Updated Edition	\$ 10
<input type="checkbox"/> 1805	<i>An Introduction to the New Testament</i> , 2nd ed., 2005	\$ 41
<input type="checkbox"/> 1730	<i>The SDA Bible Commentary</i> , Vol. 5	\$ 44
<input type="checkbox"/> 1749	<i>The SDA Bible Commentary</i> , Vol. 6	\$ 44
<input type="checkbox"/> 1001	<i>The SDA Bible Commentary</i> , Vol. 7	\$ 44
		TOTAL \$219
RELB 420/0775—Jewish Apocalyptic Writings: Daniel (3 sem hours)		\$1035
<input type="checkbox"/> 3165	Instructional Guide	\$ 27
<input type="checkbox"/> 154 4	New King James Version of Bible	\$ 10
<input type="checkbox"/> 1570	<i>Selected Studies on Prophetic Interpretation</i> , D & R Series, Vol. 1, 1992	\$ 7
<input type="checkbox"/> 1571	<i>Symposium on Daniel, D & R Series</i> , Vol. 2, 1996	\$ 12
<input type="checkbox"/> 1572	<i>God Cares</i> , Vol. 1, 1981	\$ 23
		TOTAL \$ 79
RELB 425/0784—Christian Apocalyptic Writings: revelation (3 sem hours)		\$1035
<input type="checkbox"/> 3824	Instructional Guide	\$ 14
<input type="checkbox"/> 1292	<i>God Cares</i> , Vol. 2, 1985	\$ 28
<input type="checkbox"/> 1246	<i>The Great Controversy</i> (TC)	\$ 16
<input type="checkbox"/> 1435	<i>The Acts of the Apostles</i> (TC)	\$ 30
<input type="checkbox"/> 1425	<i>The Desire of Ages</i> (TC)	\$ 17
		TOTAL \$105
RELB 491/2920—Seminar in Contemporary Theology (3 sem hours)—ONLINE  <i>Available through independent study online only.</i>		\$1035
RELB 499/7990—Senior Project (Noncredit) <i>Available to GU degree-seeking students only; permission of the GU registrar required.</i>		\$1035
<input type="checkbox"/> 3379	Senior Project Guidelines	\$ 5
		TOTAL \$ 5
RELT 100/2180—God and human life (3 sem hours)—ONLINE 		\$1035
<input type="checkbox"/> 1450	<i>Basic Christianity</i> , 1971	\$ 7
<input type="checkbox"/> 1431	<i>The Reign of God</i> , 2nd ed., 1997	\$ 40
<input type="checkbox"/> 1224	<i>Steps to Christ</i> (paperback)	\$ 3
		TOTAL \$ 50
RELT 100/8151—God and human life (3 sem hours)		\$1035
<input type="checkbox"/> 3787	Instructional Guide	\$ 23
<input type="checkbox"/> 1450	<i>Basic Christianity</i> , 1971	\$ 7
<input type="checkbox"/> 1431	<i>The Reign of God</i> , 2nd ed, 1997	\$ 40
<input type="checkbox"/> 1224	<i>Steps to Christ</i> (paperback)	\$ 3
		TOTAL \$ 73
RELT 235/7161—Principles of Bible Instruction (3 sem hours)		\$1035
<input type="checkbox"/> 3799	Instructional Guide	\$ 8
<input type="checkbox"/> 1105	<i>Evangelism</i> (CHL)	\$ 18
<input type="checkbox"/> 1106	<i>Small Group Outreach</i> , 1991	\$ 13
<input type="checkbox"/> 1107	<i>The Bible Instructor in Personal and Public Evangelism</i> , 1949	\$ 36
<input type="checkbox"/> 1556	<i>Creative Bible Teaching</i> , 1998	\$ 38
<input type="checkbox"/> 1130	<i>Christ's Way of Reaching People</i> , 1990	\$ 9
<input type="checkbox"/> 1131	<i>Drawing the Net</i> , 1993	\$ 16
<input type="checkbox"/>		
		TOTAL \$138



Check **(a)** each box for supplies ordered.
 Attach marked FORM 2 pages to FORM 3 (page 4).

Student Name (required) _____

	Supplies	Tuition
Religion and Theology (continued)		
RELT 250/2650—Principles of Christian Faith (3 sem hours)—ONLINE 		\$1035
<input type="checkbox"/> 1884 <i>Seventh-day Adventists Believe, 2007</i>	\$ 13	
<input type="checkbox"/> 1435 <i>The Acts of the Apostles (TC)</i>	\$ 30	
<input type="checkbox"/> 1187 <i>Counsels for the Church (TC)</i>	\$ 16	
<input type="checkbox"/> 1425 <i>The Desire of Ages (TC)</i>	\$ 17	
<input type="checkbox"/> 1246 <i>The Great Controversy (TC)</i>	\$ 16	
<input type="checkbox"/> 1424 <i>Patriarchs and Prophets (TC)</i>	\$ 19	
<input type="checkbox"/> 1161 <i>Selected Messages (CHL), Book 1</i>	\$ 14	
<input type="checkbox"/> 1185 <i>Selected Messages (CHL), Book 2</i>	\$ 14	
<input type="checkbox"/> 1730 <i>The SDA Bible Commentary, Vol 5</i>	\$ 44	
<input type="checkbox"/> 1224 <i>Steps to Christ (paperback)</i>	\$ 3	
	TOTAL \$186	
RELT 250/0892—Principles of Christian Faith (3 sem hours)		\$1035
<input type="checkbox"/> 3827 Instructional Guide	\$ 17	
<input type="checkbox"/> 1884 <i>Seventh-day Adventists Believe, 2007</i>	\$ 13	
<input type="checkbox"/> 1435 <i>The Acts of the Apostles (TC)</i>	\$ 30	
<input type="checkbox"/> 1187 <i>Counsels for the Church (TC)</i>	\$ 16	
<input type="checkbox"/> 1425 <i>The Desire of Ages (TC)</i>	\$ 17	
<input type="checkbox"/> 1246 <i>The Great Controversy (TC)</i>	\$ 16	
<input type="checkbox"/> 1424 <i>Patriarchs and Prophets (TC)</i>	\$ 19	
<input type="checkbox"/> 1161 <i>Selected Messages, Book 1 (CHL)</i>	\$ 14	
<input type="checkbox"/> 1185 <i>Selected Messages, Book 2 (CHL)</i>	\$ 14	
<input type="checkbox"/> 1730 <i>The Adventist Bible Commentary, Vol. 5</i>	\$ 44	
<input type="checkbox"/> 1224 <i>Steps to Christ (paperback)</i>	\$ 3	
	TOTAL \$203	
RELT 255/7130—Church Leadership and Management (3 sem hours)		\$1035
<input type="checkbox"/> 3365 Instructional Guide	\$ 17	
<input type="checkbox"/> 1110 <i>Pastoral Leadership, 1986</i>	\$ 31	
<input type="checkbox"/> 1111 <i>Church Administration: Effective Leadership for Ministry, 1985</i>	\$ 31	
<input type="checkbox"/> 1121 <i>Gospel Workers (CHL)</i>	\$ 14	
<input type="checkbox"/> 1913 <i>Seventh-day Adventist Church Manual, (paper) 17th ed., 2005</i>	\$ 11	
<input type="checkbox"/> 1153 <i>Seventh-day Adventist Minister's Manual, 1992</i>	\$ 23	
<input type="checkbox"/> 1151 <i>Sing a New Song, 1984</i>	\$ 24	
<input type="checkbox"/> 1154 <i>How to Mobilize Church Volunteers, 1983</i>	\$ 26	
<input type="checkbox"/> 1114 Reading Supplement	\$ 36	
	TOTAL \$213	
RELT 270/2661—Adventist heritage and Mission (3 sem hours)—ONLINE  (Cross-listed as HIST 404)		\$1035
<input type="checkbox"/> 1593 <i>Light Bearers, 2000</i>	\$ 30	
	TOTAL \$ 30	
RELT 270/0863—Adventist heritage and Mission (3 sem hours) (Cross-listed as HIST 404)		\$1035
<input type="checkbox"/> 3860 Instructional Guide	\$ 19	
<input type="checkbox"/> 1593 <i>Light Bearers, 2000</i>	\$ 30	
	TOTAL \$ 49	
RELT 280/7103—Moral Issues in World religions (3 sem hours)		\$1035
<input type="checkbox"/> 3920 Instructional Guide	\$ 10	
<input type="checkbox"/> 1577 <i>The Illustrated World's Religions, 1994</i>	\$ 37	
	TOTAL \$ 47	


Check each box for supplies ordered.
 Attach marked FORM 2 pages to FORM 3 (page 4).

Student Name (required) _____

		Supplies	Tuition
Religion and Theology (continued)			
RELT 290/7180—Introduction to Pastoral Counseling (3 sem hours)			\$1035
<input type="checkbox"/>	3222 Instructional Guide	\$ 10	
<input type="checkbox"/>	1140 <i>Basic Types of Pastoral Care and Counseling: Resources for the Ministry of Healing and Growth</i> , 1984	\$ 33	
<input type="checkbox"/>	1202 Reading Supplement	\$ 14	
		TOTAL \$ 57	
RELT 303/7290—Personal and Church Finance (3 sem hours) <i>Available as individualized study to GU degree-seeking students only.</i>			\$1035
<input type="checkbox"/>	Syllabus	\$ 5	
		TOTAL \$ 5	
RELT 308/7252—Biblical Preaching (3 sem hours)			\$1035
<input type="checkbox"/>	3970 Instructional Guide	\$ 29	
<input type="checkbox"/>	1801 <i>Biblical Preaching</i> , 2nd ed, 2001	\$ 26	
<input type="checkbox"/>	1523 <i>How to Prepare Sermons</i> , 1964	\$ 23	
		TOTAL \$ 78	
<input type="checkbox"/>	1524 Optional: <i>Biblical Sermons: How 12 Preachers Apply the Principles of Preaching</i> , 1989	\$ 28	
RELT 320/7090—Personal Evangelism (3 sem hours)			\$1035
<input type="checkbox"/>	3099 Instructional Guide	\$ 18	
<input type="checkbox"/>	1095 <i>The Church as Evangelist</i> , 1978	\$ 27	
<input type="checkbox"/>	1995 <i>How to Give Away Your Faith</i> , 2008	\$ 13	
<input type="checkbox"/>	1098 <i>Christian Service</i> (CHL)	\$ 14	
<input type="checkbox"/>	1121 <i>Gospel Workers</i> (CHL)	\$ 14	
<input type="checkbox"/>	1425 <i>The Desire of Ages</i> (TC)	\$ 17	
<input type="checkbox"/>	1122 <i>Padded Pews or Open Doors</i>	\$ 13	
<input type="checkbox"/>	5329 <i>Your Spiritual Gifts: The New Spiritual Gifts Inventory</i> , 1990	\$ 2	
<input type="checkbox"/>	1097 Reading Supplement	\$ 18	
		TOTAL \$136	
RELT 335/3550—Pauline Theology (3 sem hours)—ONLINE 			\$1035
<input type="checkbox"/>	1988 <i>An Introduction to the New Testament</i> , Vols. 1-3, 2003	\$ 24	
<input type="checkbox"/>	1543 <i>Introducing the Bible</i> , Vol. 2, 1997	\$ 77	
<input type="checkbox"/>	1435 <i>The Acts of the Apostles</i>	\$ 30	
<input type="checkbox"/>	1544 New King James Version of the Bible	\$ 10	
		TOTAL \$141	
RELT 335/7172—Pauline Theology (3 sem hours)			\$1035
<input type="checkbox"/>	3828 Instructional Guide	\$ 19	
<input type="checkbox"/>	1988 <i>An Introduction to the New Testament</i> , Vols. 1-3, 2003	\$ 24	
<input type="checkbox"/>	1543 <i>Introducing the Bible</i> , Vol. 2, 1997	\$ 77	
<input type="checkbox"/>	1435 <i>The Acts of the Apostles</i> (TC)	\$ 30	
<input type="checkbox"/>	1544 New King James Version of Bible	\$ 10	
		TOTAL \$160	
RELT 360/7261—Christian Ministry (3 sem hours)			\$1035
<input type="checkbox"/>	3804 Instructional Guide	\$ 40	
<input type="checkbox"/>	1913 <i>Seventh-day Adventist Church Manual</i> , 17th ed., 2005	\$ 11	
<input type="checkbox"/>	1153 <i>Seventh-day Adventist Minister's Handbook</i> , 1997	\$ 23	
<input type="checkbox"/>	1559 <i>Pastoral Ministry</i> (TC) 1995	\$ 7	
<input type="checkbox"/>	1560 <i>The Reformed Pastor</i>	\$ 10	
<input type="checkbox"/>	1565 <i>Leading the Congregation: Caring for Yourself While Serving Others</i> , 1993	\$ 25	
		TOTAL \$116	
RELT 385/3760—Christian Ethics in Modern Society (3 sem hours)—ONLINE 			\$1035
<input type="checkbox"/>	1668 <i>Introducing Christian Ethics</i>	\$ 14	
		TOTAL \$ 14	
RELT 385/7144—Christian Ethics and Modern Society (3 sem hours)			\$1035
<input type="checkbox"/>	3923 Instructional Guide	\$ 22	
<input type="checkbox"/>	1668 <i>Introducing Christian Ethics</i> , 1961	\$ 14	
		TOTAL \$ 36	

Check each box for supplies ordered.
 Attach marked FORM 2 pages to FORM 3 (page 4).

Student Name (required) _____

		Supplies	Tuition
Religion and Theology (continued)			
RELT 398/0920—Practicum in Ministry (2 sem hour) <i>Available as individualized study to GU degree-seeking students only.</i>			\$ 690
<input type="checkbox"/> 3380	Syllabus	\$ 5	
		TOTAL \$ 5	
RELT 410/7403—Biblical Theology (3 sem hours)			\$1035
<input type="checkbox"/> 1939	Instructional Guide	\$ 25	
<input type="checkbox"/> 1940	<i>Christian Theology: An Introduction</i> , 4th, 2007	\$ 80	
<input type="checkbox"/> 1431	<i>The Reign of God</i> , 2nd ed., 1997	\$ 40	
<input type="checkbox"/> 1884	<i>Seventh-day Adventists Believe</i> , 2007	\$ 13	
<input type="checkbox"/> 1427	<i>The Good News About Armageddon</i> , 1990	\$ 5	
<input type="checkbox"/> 1428	<i>Christ Our Salvation</i>	\$ 9	
<input type="checkbox"/> 1425	<i>The Desire of Ages</i> (TC)	\$ 17	
<input type="checkbox"/> 1424	<i>Patriarchs and Prophets</i> (TC)	\$ 19	
<input type="checkbox"/> 1434	<i>Prophets and Kings</i> (TC)	\$ 24	
<input type="checkbox"/> 1161	<i>Selected Messages</i> , Book 1 (CHL)	\$ 14	
		TOTAL \$246	
RLGN 314/0991—Science and Christian Belief (1 sem hour)			\$ 345
<input type="checkbox"/> 3763	Instructional Guide	\$ 17	
		TOTAL \$ 17	
RLGN 360/4470—Prophetic Guidance (3 sem hours)—ONLINE 			\$1035
<input type="checkbox"/> 1832	<i>Messenger of the Lord: The Prophetic Ministry of Ellen G. White</i> , 1998	\$ 34	
<input type="checkbox"/> 1833	<i>Reading Ellen White</i> , 1997	\$ 9	
		TOTAL \$ 43	
RLGN 360/0854—Prophetic Guidance (3 sem hours)			\$1035
<input type="checkbox"/> 2210	Instructional Guide	\$ 24	
<input type="checkbox"/> 1832	<i>Messenger of the Lord: The Prophetic Ministry of Ellen G. White</i> , 1998	\$ 34	
<input type="checkbox"/> 1833	<i>Reading Ellen White</i> , 1997	\$ 9	
		TOTAL \$ 67	